



All Homes Move...

The window frame moves away from the siding or the door shifts against the brick. They move when the temperature changes, the wind blows, the ground swells or the earth quakes. Sometimes they move a little and sometimes they move a lot.

Most caulks can't take it. They dry hard and crack out. That's why you should use Big Stretch. It works where other caulks have failed.

It has powerful adhesion but stays elastic and rubbery. Big Stretch will twist, bend, stretch or compress to absorb just about any movement a home can dish out.

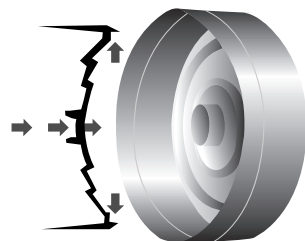
About Big Stretch

Big Stretch is a water-cleanup caulk that can span gaps up to 2" wide and stretch and compress with joint movement. Big Stretch skins quickly for better rain resistance and to prevent dirt pickup. And it can be painted over with latex and oil-based paints and stains. (See "Where not to use Big Stretch") It spans wide gaps, is super elastic, and has high resistance to UV and ozone attack. Big Stretch has a lifetime warranty* and is freeze-thaw stable, so you don't have to worry if you leave it in the cold overnight. It will still be good when it thaws out!

10.5 oz. cartridges come with the unique Alyster Plunger

A flexible telescopic diaphragm not only stops material flow, it actually pulls material back into the nozzle!

- **TIGHT SEAL** - Increases shelf life and minimizes leakage.
- **STOP FLOW** - The flexible telescopic diaphragm assures that material flow will stop when caulk gun pressure is released.



Big Stretch Cure Time

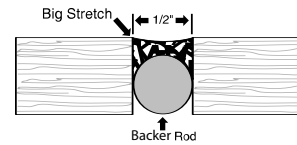
All water-cleanup caulks cure by water evaporation. Cure is greatly slowed down by combinations of low temperature (40°F or lower), humidity of 50% or more, no direct sunlight, and large bead size (over 1/2"). Big Stretch has resistance to rain washout after application sooner than most water-cleanup caulks, yet some general precautions should be taken. Allow 1-3 days cure before exposure to direct rainfall. Use a plastic sheet to protect product if rain is expected sooner, making sure of good airflow between sheet and Big Stretch to help curing. In more adverse weather conditions, as described above, longer cure time will be needed. Natural shrinkage will give the seal a concave appearance; more applications may be needed to fill the joint flat. Accepts latex paint within 4 hours, but waiting 24 hours is best. Oil based paints, wait at least 48 hours.



Application Steps

1. Joint Design

For best results, width-to-depth ratio should not exceed 2:1. For example, a 1" wide gap should not be deeper than 1/2". Filling joints too deep or too shallow increases



Use backer rod for expansion joints over 1/2".

the risk of failure during movement. Backer rod should be used on gaps wider than 1/2"; you'll get a stronger joint and use less Big Stretch. Joints less than 1/4" wide should be filled to a depth of 1/8" for adequate adhesion.

2. Substrate/Surface Preparation

Surfaces should be clean, free of oil, release agents, and other chemical residue. A heat gun can be used to soften old caulk and paint to make scraping easier. All dirt and loose material should be removed. The better you prepare the surface, the better Big Stretch will stick. A chisel can be an effective scraper. We do not recommend razor blades. Structures should be sound. Big Stretch may be applied to damp sur-

faces if no additional water is actively re-wetting the joint. Apply to wood surfaces at least 48 hours before applying sealers which might interfere with adhesion. Some stains may interfere with adhesion regardless of dry time. Call Sashco's Customer Service Department for information at 1-800-289-7290.

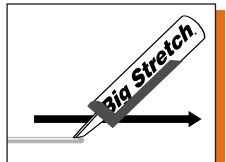
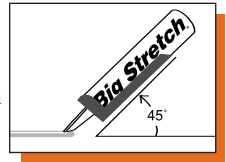
3. Choose Bead Size

By cutting the spout at different points, you can form a caulking bead to match the joint size you have. Try it. It's easy! Cut spout at 45° angle as shown.



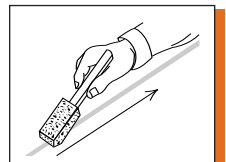
4. A Smooth Bead in One Pass

Apply when surface temperature is above 40°F. Apply a small amount of caulk onto a newspaper or paper towel to get the "feel" of how your caulk gun dispenses Big Stretch. Pull, rather than push, cartridge along joint (especially important on rough surfaces). Remember to release gun pressure at the end of each bead—just as you finish the bead. Sashco's unique stop flow plunger will immediately stop caulk and pull it back into the spout—no mess or waste! Hold caulk gun so that the 45° angle cut in the spout is parallel to the surface to be caulked. When done correctly, especially on smooth surfaces, you will need little or no smoothing or cleanup. If gun angle is too high, spout actually scrapes material out of the joint as it is dispensed and flares it to the side, creating more cleanup work. If the angle is too low, you may get a lumpy bead that skips areas. Big Stretch cleans up easily with water and a damp rag.



5. Want it Even Smoother?

Big Stretch may be tooled in a unique way that keeps your fingers out of the mess! If the bead is not what you want, you may use a wet sponge (or foam paint brush) to create a more "finished" look. This works great, especially where large gaps must be smoothed out. (Using your finger is more difficult. This method sometimes removes needed caulk and flares it to the side—and can make the bead look worse!)



Use Big Stretch Indoors & Outdoors

Where to use Big Stretch

Big Stretch is perfect for many interior and exterior applications, including: windows, doors, siding, vents, soffits, eaves and baseboards. It is also good for crown molding and sound-proofing interior walls. Big Stretch adheres to most building materials:

- wood
- asphalt
- steel
- formica
- vinyl
- cinder block
- stucco
- fiberglass
- metal
- aluminum
- glass
- ceramic tile
- brick
- concrete walls & panels

ASTM C794 Adhesion-in-Peel Data

Substrate	Pass or Fail
Aluminum	Pass
Alkyd Stain	Pass
Concrete	Pass
Galvanized Steel	Pass
Glass	Pass
Pine	Pass
PVC Plastic	Pass

Where not to use Big Stretch

Big Stretch should not be used or specified in areas of water submersion, where frequent or prolonged puddling occurs, or in areas of high foot or vehicle traffic (i.e., swimming pools, tubs, showers, sidewalks, driveways, highways and patios). Not for use on roofs, where prolonged dampness or possible submersion may inhibit curing; for these applications use Sashco's *Through the Roof!*® Big Stretch Clear should not be used on copper flashing; for these applications use pigmented Big Stretch or Sashco's Lexel®.

Specifications

Colors

White, Gray, Woodtone, Dark Brown, Tan, Clear, Almond, Redwood, Black, Ironstone, Limestone, Slate Gray and Pine Green

Packaging

10.5 oz. plastic cartridges or 29 oz. fiber cartridge

Joint Size

Spans gaps up to 2" wide (1/2" depth)

Paintable

With exterior latex paints within 4 hours. Allow 1 weeks drying time before applying linseed oil-type sealers or oil-based paints and stains. Interior latex paints are not very elastic, so wait 24 hours for paint to cure in dry conditions and 48 hours in humid conditions.

Application Range 40°F to 120°F (surface temperature)

Service Range -30°F to 250°F

Specifications

Meets FHA requirements. Meets or exceeds Federal Specification ASTM-C-834 TT-S-00230 C, ASTM-C-920, Type S, NS, Class 25, Use NT, M, A. Exceeds 10% weight loss.

VOC 59.8 g/liter <4%

Extrusion Rate 750 g/min (1/8" orifice at 40 psi)

Tensile Properties

@ 50% stretch, Big Stretch has a 100% recovery in 3 minutes
@ 100% stretch, Big Stretch has a 96% recovery in 5 minutes

Durability

25% total joint movement (10 cycles @ -15°)

Freeze-Thaw Stability Passes 10 cycles (0°F to 70°F)

Hardness, Shore A 32 (21-day cure)

Slump <1/8" (3/4" vertical channel)

Solids


83.8% by weight (pigmented)
61.2% by weight (clear)

Tack-free Less than 1 hour

Cured

4-5 days (dependent on temperature, humidity and bead size)

The data reported here is believed to be reliable. No warranty is made concerning the accuracy or the results obtained from their use.



SOUNDSense

For more information regarding SoundSense, LLC
Products go to our website at
www.soundsense.com
or call our toll free number
8 7 7 N O I S E O U T

Interior & Exterior

Big Stretch

New Improved Formula!

Ideal for ALL New and Replacement Doors, Windows & Siding, Including Vinyl

Easier to Gun • Easier to Tool • Superior Adhesion to Vinyl

Spans up to 2" Gaps

Now available in 29 oz. cartridge